

# Rising ELCA 5th Grader Summer Reading



## The Phantom Tollbooth

by Norton Juster

---

### Materials Needed:

- Purchase Book & Read: *The Phantom Tollbooth* by Norton Juster
- Print this packet & follow directions to complete work (you may print in color, but not necessary)
- Pencil & Colored Pencils/Markers to complete the Newspaper Activities

---

### **Due: First Day of 5th Grade (Bring Book & Completed Packet)**

(If your student needs more time, this packet can be turned in by day 3 of school. After that, 10 points off per day.)

### Hi! Rising 5th Grade ELCA Student!

We're going to have a fantastic time in 5th grade together at ELCA! Before we start, here's a cool project for you to do over the summer. First, grab a copy of *The Phantom Tollbooth* and print this packet. Now, here's the deal: this is your project, so your teacher wants you to do it by yourself, but if you need some guidance, it's totally okay to ask your parent(s)/guardian(s). Just remember, they shouldn't do the work for you. So, try to do as much as you can on your own, but don't forget to chat about the book and Milo's adventures with your family too! If you ever feel stuck or frustrated, don't worry! Just stop and ask for help. You might want to make a plan to read a few chapters each week and then do some of the packet. And hey, while you're at it, have fun reading other cool books too! Then, on the first day of 5th grade, bring both your book and this packet to your 5th grade reading teacher. **It's your very first project grade for the year!** See you in August!

### Hi! Rising 5th Grade ELCA Parent(s)/Guardian(s),

Thank you for supporting your rising 5th grader! We truly appreciate the support our students receive at home, which helps them succeed at ELCA. Your child might need some assistance with reading or understanding *The Phantom Tollbooth* and completing the activities in their summer reading packet. We encourage you to provide minimal help so they can learn and grow during this project. Sometimes, all they need is a little encouragement to engage with the reading and activities.

We suggest creating a reading plan that fits your student and family best, spreading the book out over a few weeks. Remember, they'll need the actual book on the first day of 5th grade, with their packet completed by the third day of school, go ahead and purchase the book, and they can even write in it if it helps them.

We understand that summer assignments like this can sometimes feel like a chore, but research proves that students who read during the summer retain more of what they've learned and are better prepared to progress as readers in the fall. While not mandatory, here are some fun ideas to enhance the experience with *The Phantom Tollbooth*. It's a great book to discuss as a family, with silly phrases like "Eat your words" mirroring a fun concept from the story where Milo actually has to eat the words he says. Enjoy this time with your child, and check out the optional activities and ideas to support their journey with this novel.

**Thanks for your support at home,**  
Your ELCA 5th Grade Reading Team

# Information to Increase Understanding

The notes below may help increase your student's understanding (and to help your understanding in case you aren't reading it with your student). Use this to help guide conversations and bring clarity and understanding. Let the students learn these things as they read.

- **Discuss the title *The Phantom Tollbooth*:**

- **What does the word "Phantom" in the title of the book mean?**

The word phantom as it is used in the title (from dictionary.com) is "an appearance or illusion without material substance, as a dream image, mirage, or optical illusion."

- **What does the word "Tollbooth" in the title of the book mean?**

A tollbooth is a place where drivers must pay to use a bridge or road. If students have been to Florida, they have possibly driven through a tollbooth where you paid to be able to use the roads.



## ■ What is the book about?

In the book, *The Phantom Tollbooth* by Norton Jester, the tollbooth represents imagination. For Milo, everything's a bore. When a tollbooth mysteriously appears in his room, he drives through only because he's got nothing better to do. He used a coin and also his imagination to pass through to the Lands Beyond - once he arrives, things seem different.

Milo visits the Island of Conclusions (you get there by jumping - we use the phrase "jumping to conclusions.") He learns about time from a ticking watchdog named Tock, and even embarks on a quest to rescue Princess Rhyme and Princess Reason. Somewhere along the way, Milo realizes something astonishing: Life is far from dull. In fact, it's exciting beyond his wildest dreams!

The tollbooth, though, isn't intended to facilitate Milo's imagination forever - rather, it's a tool to teach him how to use his imagination and set himself up to be imaginative without a crutch. Milo learns that life is not dull and he can create fun for himself wherever he is, with whatever he has.

## **How does God's Word connect to this book?**

God has created each one of us in His image and given us an imagination. This fictional story is a great example of being satisfied with what God has given us. God has given each of us an amazing family and God himself!

Below is an excerpt from Focus on the Family, "The Power of God-Given Imagination."





*"When imagination and excitement are mixed together, you will either not notice obstacles or they will be largely diminished—and, therefore, your courage will increase! This is important to remember as you pursue your God-given purpose."*

*"If God has revealed His purpose for your life and you feel that it is more than you can achieve, consider the power and gift of your God-given imagination. Through it, God can make your purpose happen! Through imagination things are created."*

Read the remainder of this article online: <https://www.focusonthefamily.com/faith/the-power-of-god-given-imagination/>

We want to encourage students to enjoy their imagination and use it to glorify God! Your student may love to draw, write, create, so remind them these are talents given by God. We will discuss this book and our God given imaginations in August as well as Milo's adventures.

## **OPTIONAL Fun Activities** (These activities are optional.)

-  **"Eat Your Words"** - find some soup or crackers with letters and eat your words like Milo had to do when he visited King Azaz. Think ABC soup or ABC Cereal or crackers for fun.
-  **"Synonym Buns"** - Eat a Cinnamon Bun or as they called it in the book "Synonym Bun" and discuss synonyms to words (words that mean the same thing. Dictionary.com is helpful.)
-  **Use imagination to create a card** for someone special or as a fun family activity.
-  **Lessons Learned** - Talk about the lessons that Milo learns from the different characters.
  - Life is not dull/boring. Milo learns this from all of his adventures.
  - Time is valuable.
  - Using the power of thought can achieve more than we realize.
  - Perspective can greatly affect what you see and understand.
    - Quote from the book:  
*"For instance, from here that looks like a bucket of water, but from an ant's point of view it's a vast ocean, from an elephant's just a cool drink, and to a fish of course, it's home. So, you see, the way you see things depends a great deal on where you look at them from."*

---

**\*\*\*\*Students complete and turn in the following 4 pages.\*\*\*\***

**Due: First Day of 5th Grade (Bring Book & Completed Packet)**

(If your student needs more time, this packet can be turned in by day 3 of school. After that, 10 points off per day.)

# THE PHANTOM TOLLBOOTH

ALL THE LATEST BREAKING NEWS FROM MILO AND HIS ADVENTURES



## MILO'S DESTINATIONS

Choose 5 settings from the book (places Milo traveled) and write 1 in each shape below.

Five empty rounded rectangular boxes for writing destinations, each with a different colored border: light green, light green, light orange, light green, and light green.

**Milo and \_\_\_\_\_ Visiting \_\_\_\_\_**  
 (name of character) (name of place)

Choose one of the characters that Milo met in the book, then fill in the sentence above with this information. Draw a picture of Milo and that character in that setting from the book.

# WHO DID MILO MEET

MILO WENT MANY PLACES AND MET MANY CHARACTERS.

Fill in the chart below with the details of a character Milo met (don't list Milo).

List the page number, where the character lived, and details about the character.

The first one has been done for you. They don't have to be in order of the book.

Character Milo Met, pg #	Where Character Lived	Details about the Character
① pg. 18 Whether Man	Land of Expectations	Says everything 3 times; so busy thinking about what could be true and why, that he never seems to go anywhere or get anything done
②		
③		
④		
⑤		
⑥		



# SUMMARY & REVIEW

JUST A LITTLE MORE INFO

## SIMPLE SUMMARY

Fill in the blanks about The Phantom Tollbooth.  
Use the words below the blanks to help.



\_\_\_\_\_ by \_\_\_\_\_ is  
(Title of the Book - make sure to underline it) (Author of the Book)

written in \_\_\_\_\_ person, and it is about a boy named \_\_\_\_\_  
(What point of view is the story written in - 1st or 3rd?) (Main Character)

who \_\_\_\_\_ and into a land of  
(How does the story begin?)

imagination where he \_\_\_\_\_  
(What is the conflict/ what happens?)

(What is the resolution of the book?)

## The Phantom Tollbooth Book Review

Color the stars below to rate the book. 1 star = didn't like it 5 stars = loved it



On the lines below, tell if you liked the book or not and why.

---

---

---

---

---



# ALL ABOUT MILO & ME

GET TO KNOW THE STUDENT NEWSPAPER EDITOR

**Milo**  
Write 3 things about Milo that are different than you.

① \_\_\_\_\_  
② \_\_\_\_\_  
③ \_\_\_\_\_

**Milo & Me**  
Write 3 things about Milo and you that are the same.

① \_\_\_\_\_  
② \_\_\_\_\_  
③ \_\_\_\_\_

**Me**  
Write 3 things about you that are different than Milo.

① \_\_\_\_\_  
② \_\_\_\_\_  
③ \_\_\_\_\_

## My Favorite Character

Write about your favorite character from The Phantom Tollbooth on the lines below. Include why this character is your favorite and a quote this character says.

---

---

---

---

---

---

---

---

---

---

